

Report

DEBATE ON SECULARISM

LE **JOURNAL**
DE **MONTRÉAL**

September 16th 2019

Leger



METHODOLOGY

METHODOLOGY



Web survey using computer-assisted Web interviewing (CAWI) technology.



From September 13th to September 15th, 2019



1,441 Canadians, 18 years of age or older, who have the right to vote in Canada, randomly recruited from LegerWeb's online panel.



Using data from the 2016 Census, results were weighted according to age, gender, mother tongue, region and level of education in order to ensure a representative sample of the population.



No margin of error can be associated with a non-probability sample (Web panel in this case). However for comparative purposes, a probability sample of 1,441 respondents would have a margin of error of $\pm 2.58\%$, 19 times out of 20.

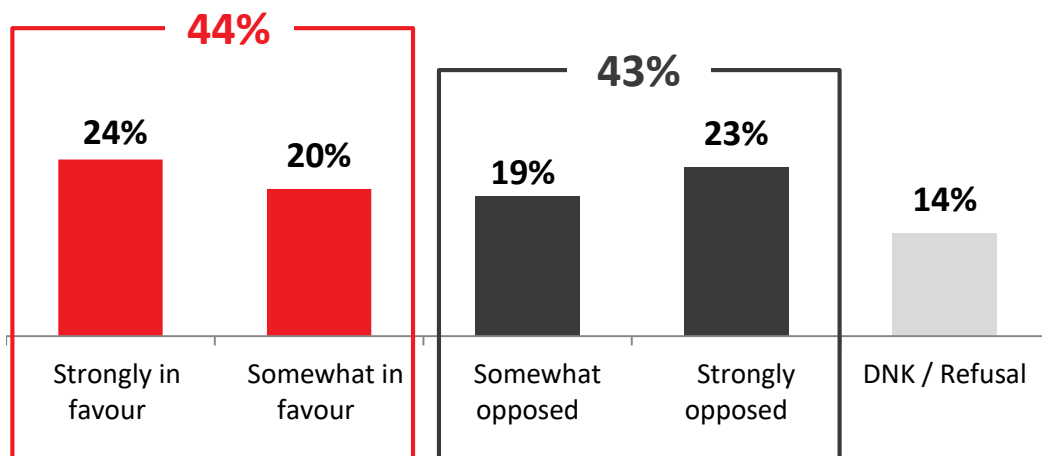
Notes on Reading this Report

- The numbers presented in this report have been rounded out and their sum (based on the actual numbers before rounding) might not correspond to the manual addition of rounded numbers.
- In this report, data in bold **red** characters indicate a significantly lower proportion than that of other respondents. Conversely, data in bold **green** characters indicate a significantly higher proportion than that of other respondents.

CANADIANS' POSITION ON A BAN ON WEARING VISIBLE RELIGIOUS SYMBOLS

Q2. Would you be in favour or opposed to a ban on wearing visible religious symbols for civil servants in a position of authority (i.e. police officers, judges and grade\high school teachers) in your province?

Base: All respondents (n=1,441)



Results in April 2019

Base: All respondents (n=1,522)

	TOTAL	ATL	QC	ON	MB/SK	AB	BC
n =	1,522	100	412	604	128	128	150
TOTAL IN FAVOUR	46%	41%	66%	42%	41%	34%	41%
TOTAL OPPOSED	42%	50%	25%	47%	44%	53%	45%

	TOTAL Canada	TOTAL ROC	QC	ATL	ON	MB/SK	AB	BC	Male	Female	18-34	35-54	55+
n =	1,441	940	501	77	481	117	119	146	760	681	433	510	498
TOTAL IN FAVOUR	44%	38%	64%	54%	38%	36%	39%	31%	48%	40%	44%	41%	46%
Strongly in favour	24%	18%	42%	31%	17%	20%	25%	11%	26%	22%	19%	21%	30%
Somewhat in favour	20%	19%	22%	23%	21%	16%	15%	20%	22%	18%	25%	20%	16%
TOTAL OPPOSED	43%	48%	27%	32%	48%	46%	46%	55%	42%	44%	43%	42%	44%
Somewhat opposed	19%	21%	13%	14%	19%	16%	24%	32%	19%	20%	19%	21%	18%
Strongly opposed	23%	26%	14%	18%	29%	30%	22%	23%	23%	24%	23%	21%	25%
Don't know	11%	12%	7%	14%	11%	15%	11%	12%	9%	13%	12%	12%	8%
Refusal	3%	2%	3%	0%	3%	3%	4%	2%	1%	4%	2%	4%	2%

CANADIANS' POSITION ON A BAN ON WEARING VISIBLE RELIGIOUS SYMBOLS – *BY VOTING INTENTIONS*

Q2. Would you be in favour or opposed to a ban on wearing visible religious symbols for civil servants in a position of authority (i.e. police officers, judges and grade\high school teachers) in your province?

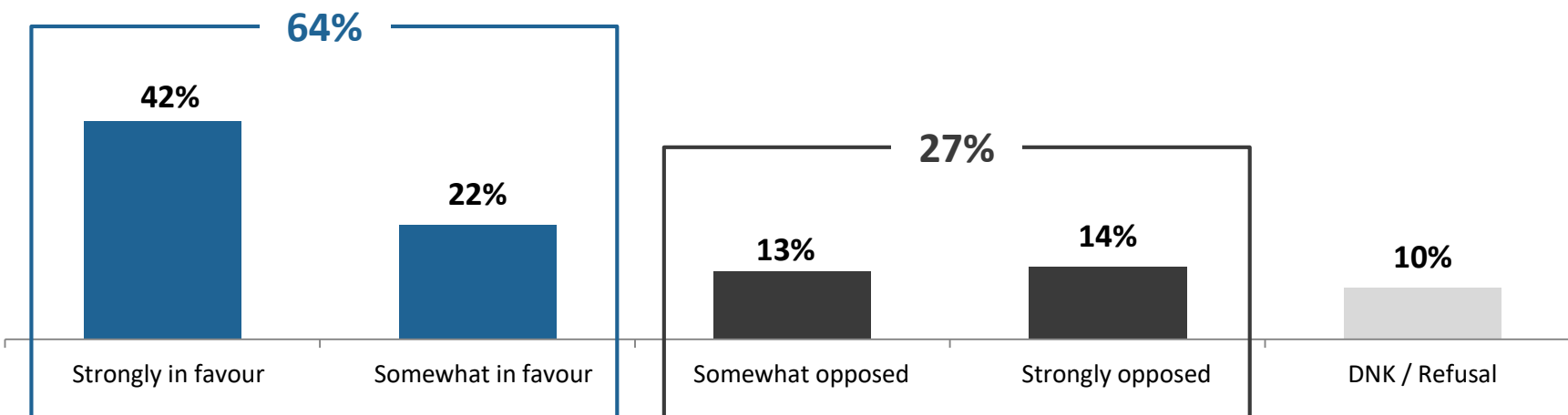
Base: Respondents who intend to vote for the LPC, the NDP, the CPC, the PPC or the GPC

	TOTAL Canada	LPC	CPC	NDP	GPC	PPC
n =	1,441	390	360	138	94	34
TOTAL IN FAVOUR	44%	35%	53%	35%	41%	74%
Strongly in favour	24%	14%	33%	13%	20%	44%
Somewhat in favour	20%	20%	20%	22%	22%	29%
TOTAL OPPOSED	43%	56%	39%	55%	46%	23%
Somewhat opposed	19%	23%	19%	17%	20%	15%
Strongly opposed	23%	33%	20%	37%	26%	7%
Don't know	11%	8%	7%	9%	7%	4%
Refusal	3%	2%	1%	1%	5%	0%

QUEBECERS' POSITION ON A BAN ON WEARING VISIBLE RELIGIOUS SYMBOLS

Q2. Would you be in favour or opposed to a ban on wearing visible religious symbols for civil servants in a position of authority (i.e. police officers, judges and grade\high school teachers) in your province?

Base: Quebecers (n=501)



	TOTAL Québec	Male	Female	18-34	35-54	55+	MTL CMA	QC CMA	Rest of QC	Franco	Non-Franco
n =	501	238	263	164	178	159	241	130	130	352	149
TOTAL IN FAVOUR	64%	67%	61%	54%	62%	70%	54%	76%	73%	73%	33%
Strongly in favour	42%	43%	41%	28%	38%	53%	32%	48%	53%	50%	14%
Somewhat in favour	22%	23%	20%	26%	24%	17%	22%	27%	20%	22%	19%
TOTAL OPPOSED	27%	28%	26%	33%	24%	25%	36%	18%	19%	18%	58%
Somewhat opposed	13%	12%	14%	18%	11%	12%	14%	12%	13%	11%	19%
Strongly opposed	14%	15%	12%	16%	13%	13%	22%	5%	6%	6%	39%
Don't know	7%	5%	8%	11%	8%	3%	7%	7%	6%	7%	7%
Refusal	3%	0%	5%	2%	6%	1%	4%	0%	2%	3%	2%

QUEBECERS' POSITION ON A BAN ON WEARING VISIBLE RELIGIOUS SYMBOLS – *BY VOTING INTENTIONS*

Q2. Would you be in favour or opposed to a ban on wearing visible religious symbols for civil servants in a position of authority (i.e. police officers, judges and grade\high school teachers) in your province?

Base: Quebecers who intend to vote for the LPC, the NDP, the CPC, the PPC, the GPC or the BQ

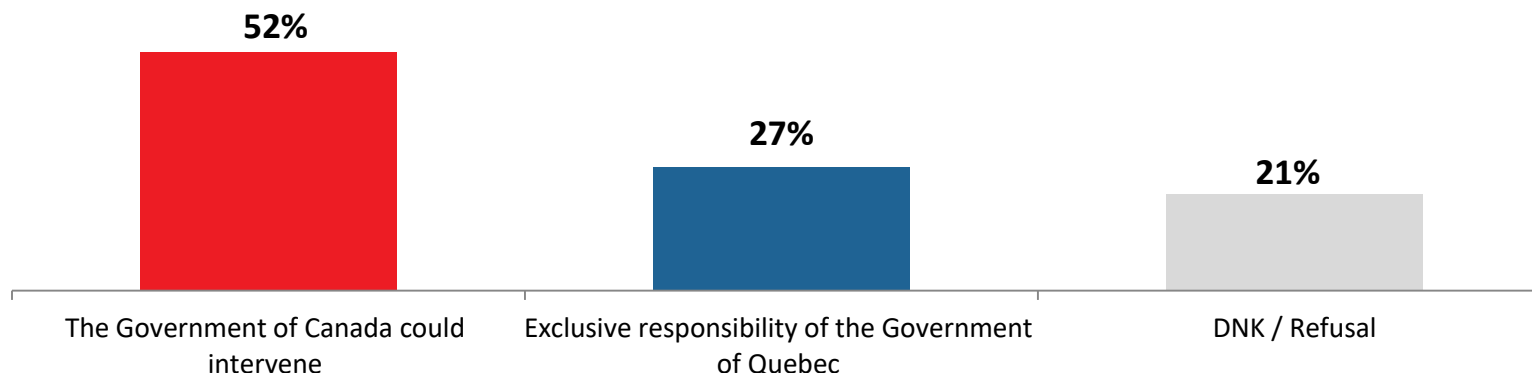
	TOTAL Québec	LPC	CPC	BQ	GPC	NDP	PPC
n =	501	140	81	81	31	22*	11*
TOTAL IN FAVOUR	64%	46%	77%	91%	67%	59%	69%
Strongly in favour	42%	23%	50%	79%	51%	42%	56%
Somewhat in favour	22%	23%	27%	12%	16%	17%	13%
TOTAL OPPOSED	27%	47%	19%	5%	33%	41%	28%
Somewhat opposed	13%	23%	9%	3%	13%	2%	17%
Strongly opposed	14%	24%	11%	2%	20%	38%	11%
Don't know	7%	3%	3%	4%	0%	0%	3%
Refusal	3%	3%	1%	0%	0%	0%	0%

*Given the small number of respondents (n<30) data are presented for illustrative purposes only.

CANADA | LEVEL OF GOVERNMENT RESPONSIBLE OF THE DEBATE ON A SECULAR QUÉBEC GOVERNMENT

Q3. When you think about the debate on a secular Québec government, do you think this issue is the exclusive responsibility of the Government of Québec or the Government of Canada could intervene on this matter?

Base: All respondents (n=1,441)



	TOTAL Canada	TOTAL ROC	QC	ATL	ON	MB/SK	AB	BC	Male	Female	18-34	35-54	55+
n =	1,441	940	501	77	481	117	119	146	760	681	433	510	498
The Government of Canada could intervene	52%	55%	43%	52%	58%	55%	47%	53%	52%	52%	56%	51%	50%
Exclusive responsibility of the Government of Québec	27%	22%	44%	27%	20%	19%	28%	21%	33%	22%	23%	25%	32%
Don't know / Refusal	21%	23%	13%	21%	22%	26%	25%	26%	14%	27%	21%	24%	18%

CANADA | LEVEL OF GOVERNMENT RESPONSIBLE OF THE DEBATE ON A SECULAR QUÉBEC GOVERNMENT

– BY VOTING INTENTIONS

Q3. When you think about the debate on a secular Québec government, do you think this issue is the exclusive responsibility of the Government of Québec or the Government of Canada could intervene on this matter?

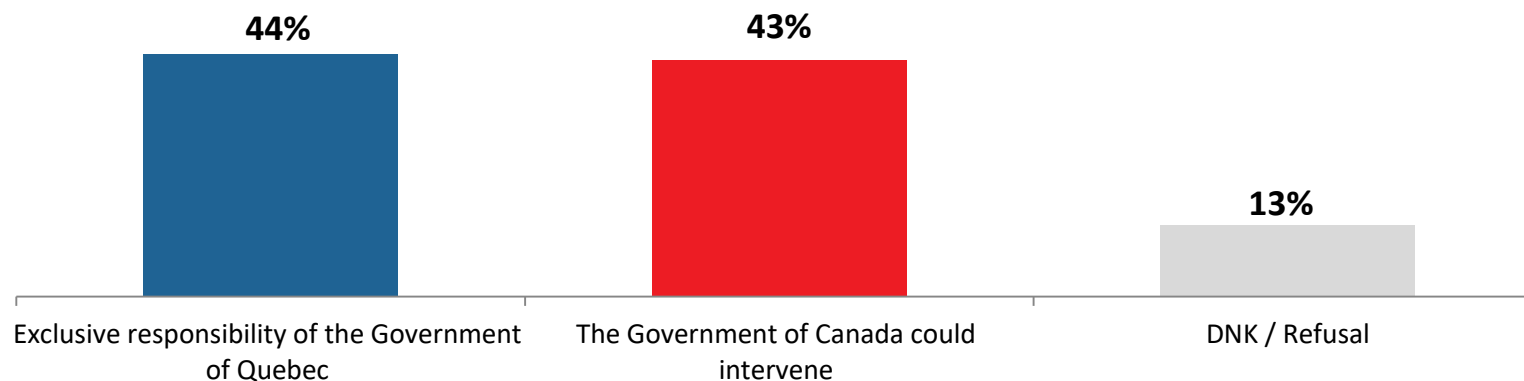
Base: Respondents who intend to vote for the LPC, the NDP, the CPC, the PPC or the GPC

	TOTAL Canada	LPC	CPC	NDP	GPC	PPC
n =	1,441	390	360	138	94	34
The Government of Canada could intervene	52%	61%	51%	64%	62%	34%
Exclusive responsibility of the Government of Quebec	27%	23%	32%	20%	18%	59%
Don't know / Refusal	21%	16%	17%	17%	20%	7%

QUÉBEC | LEVEL OF GOVERNMENT RESPONSIBLE OF THE DEBATE ON A SECULAR QUÉBEC GOVERNMENT

Q3. When you think about the debate on a secular Québec government, do you think this issue is the exclusive responsibility of the Government of Québec or the Government of Canada could intervene on this matter?

Base: Quebecers (n=501)



	TOTAL Québec	Male	Female	18-34	35-54	55+	MTL CMA	QC CMA	Rest of QC	Franco	Non-Franco
n =	501	238	263	164	178	159	241	130	130	352	149
Exclusive responsibility of the Government of Québec	44%	55%	34%	32%	39%	57%	38%	57%	49%	52%	20%
The Government of Canada could intervene	43%	37%	48%	53%	45%	35%	47%	35%	40%	36%	66%
Don't know / Refusal	13%	7%	18%	16%	17%	8%	15%	9%	11%	13%	13%

QUÉBEC | LEVEL OF GOVERNMENT RESPONSIBLE OF THE DEBATE ON A SECULAR QUÉBEC GOVERNMENT

– BY VOTING INTENTIONS

Q3. When you think about the debate on a secular Québec government, do you think this issue is the exclusive responsibility of the Government of Québec or the Government of Canada could intervene on this matter?

Base: Quebecers who intend to vote for the LPC, the NDP, the CPC, the PPC, the GPC or the BQ

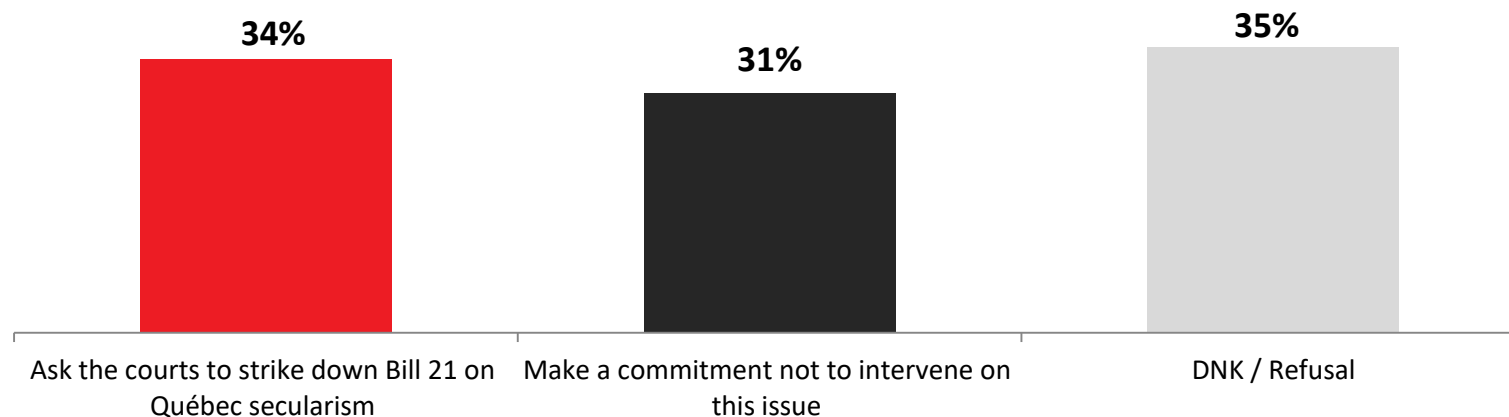
	TOTAL Québec	LPC	CPC	BQ	GPC	NDP	PPC
n =	501	140	81	81	31	22*	11*
Exclusive responsibility of the Government of Quebec	44%	27%	53%	80%	28%	41%	54%
The Government of Canada could intervene	43%	62%	45%	14%	70%	59%	46%
Don't know / Refusal	13%	11%	3%	6%	2%	0%	0%

*Given the small number of respondents (n<30) data are presented for illustrative purposes only.

CANADA | DESIRE THAT THE GOVERNMENT OF CANADA ASK THE COURT TO STIKE DOWN BILL 21

Q4. Would you like the next Government of Canada to ask the courts to strike down Bill 21 on Québec secularism or make a commitment not to intervene on this issue?

Base: All respondents (n=1,441)



	TOTAL Canada	TOTAL ROC	QC	ATL	ON	MB/SK	AB	BC	Male	Female	18-34	35-54	55+
n =	1,441	940	501	77	481	117	119	146	760	681	433	510	498
Ask the courts to strike down Bill 21 on Québec secularism	34%	37%	25%	32%	38%	33%	36%	42%	35%	34%	36%	30%	37%
Make a commitment not to intervene on this issue	31%	25%	50%	31%	26%	30%	22%	21%	38%	24%	28%	30%	34%
Don't know / Refusal	35%	37%	25%	38%	36%	36%	41%	37%	27%	41%	35%	40%	29%

CANADA | DESIRE THAT THE GOVERNMENT OF CANADA ASK THE COURT TO STIKE DOWN BILL 21 – *BY VOTING INTENTIONS*

Q4. Would you like the next Government of Canada to ask the courts to strike down Bill 21 on Québec secularism or make a commitment not to intervene on this issue?

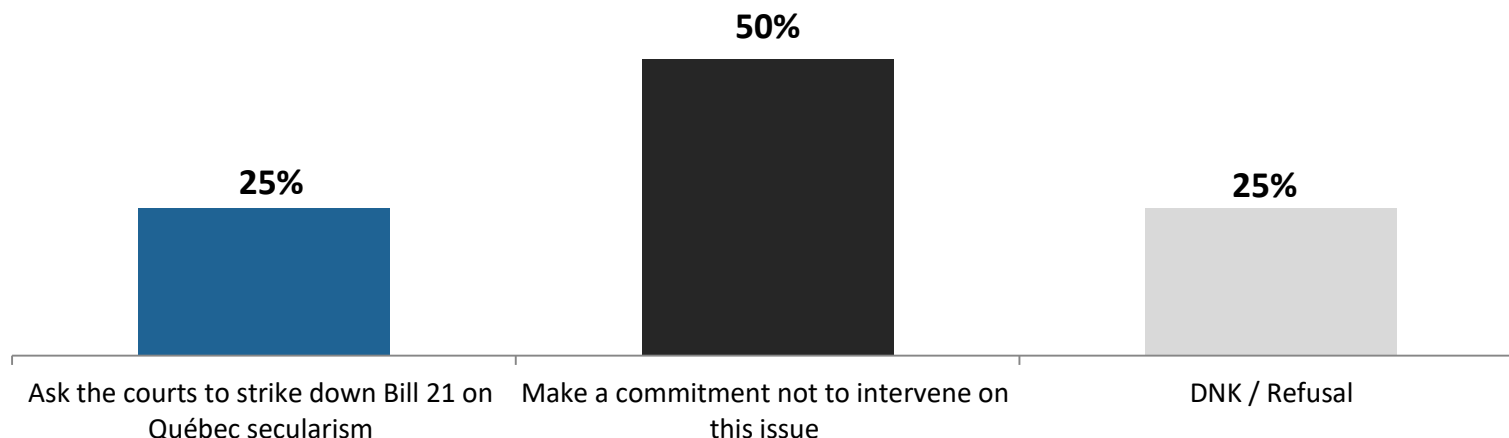
Base: Respondents who intend to vote for the LPC, the NDP, the CPC, the PPC or the GPC

	TOTAL Canada	LPC	CPC	NDP	GPC	PPC
n =	1,441	390	360	138	94	34
Ask the courts to strike down Bill 21 on Québec secularism	34%	45%	35%	42%	39%	27%
Make a commitment not to intervene on this issue	31%	26%	36%	23%	20%	67%
Don't know / Refusal	35%	29%	29%	35%	40%	5%

QUÉBEC | DESIRE THAT THE GOVERNMENT OF CANADA ASK THE COURT TO STIKE DOWN BILL 21

Q4. Would you like the next Government of Canada to ask the courts to strike down Bill 21 on Québec secularism or make a commitment not to intervene on this issue?

Base: Quebecers (n=501)



	TOTAL Québec	Male	Female	18-34	35-54	55+	MTL CMA	QC CMA	Rest of QC	Franco	Non-Franco
n =	501	238	263	164	178	159	241	130	130	352	149
Ask the courts to strike down Bill 21 on Québec secularism	25%	25%	25%	27%	22%	26%	36%	13%	15%	15%	58%
Make a commitment not to intervene on this issue	50%	58%	41%	41%	45%	59%	44%	69%	52%	58%	21%
Don't know / Refusal	25%	16%	34%	32%	33%	15%	21%	18%	33%	26%	22%

QUÉBEC | DESIRE THAT THE GOVERNMENT OF CANADA ASK THE COURT TO STIKE DOWN BILL 21 – *BY VOTING INTENTIONS*

Q4. Would you like the next Government of Canada to ask the courts to strike down Bill 21 on Québec secularism or make a commitment not to intervene on this issue?

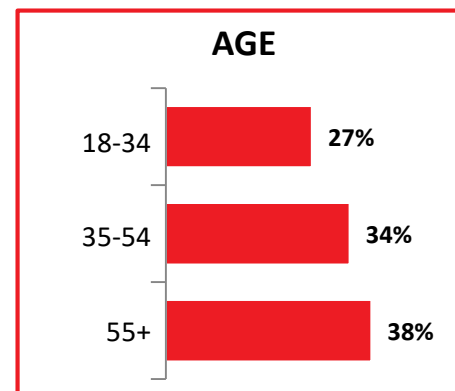
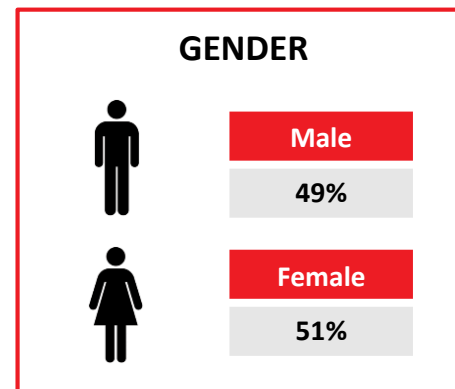
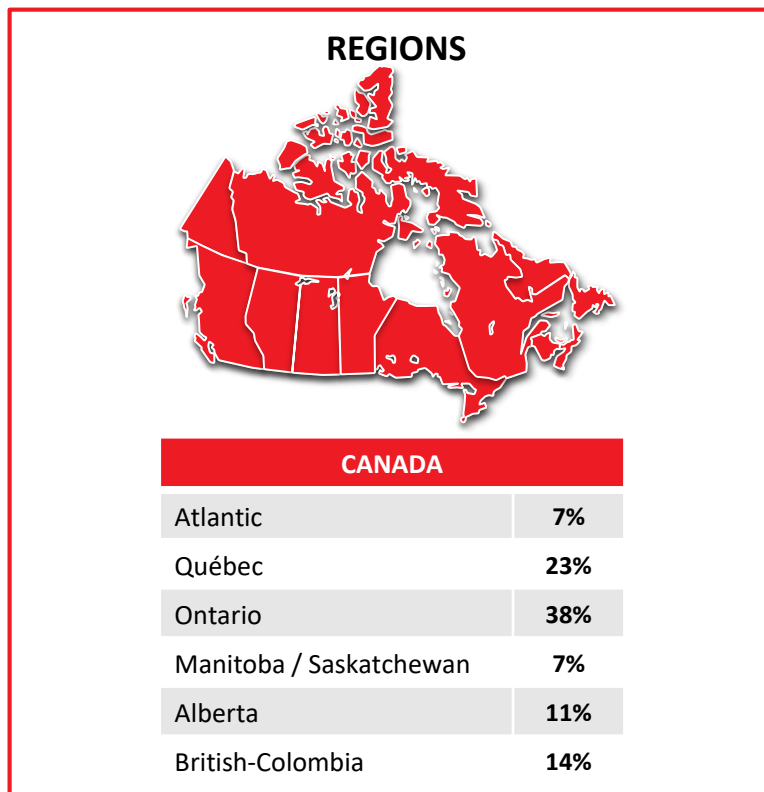
Base: Quebecers who intend to vote for the LPC, the NDP, the CPC, the PPC, the GPC or the BQ

	TOTAL Québec	LPC	CPC	BQ	GPC	NDP	PPC
n =	501	140	81	81	31	22*	11*
Ask the courts to strike down Bill 21 on Québec secularism	25%	50%	14%	5%	29%	52%	28%
Make a commitment not to intervene on this issue	50%	30%	67%	86%	38%	43%	69%
Don't know / Refusal	25%	20%	20%	8%	34%	5%	3%

*Given the small number of respondents (n<30) data are presented for illustrative purposes only.

RESPONDENTS' PROFILE

RESPONDENTS' PROFILE



Base: All respondents (n=1,441)

Note: For each profile category, the complement to 100% represents the mentions "Don't know" and "Refusal".

TEAM

OUR SERVICES

- **Leger**
Marketing research and polling
- **Leger Metrics**
Real-time VOC satisfaction measurement
- **Leger Analytics**
Data modeling and analysis
- **Legerweb**
Panel management
- **Leger Communities**
Online community management
- **Leger Digital**
Digital strategy and user experience
- **International Research**
Worldwide Independent Network (WIN)

400
EMPLOYEES



75
CONSULTANTS



6
OFFICES

MONTREAL | QUEBEC | TORONTO | EDMONTON | CALGARY | PHILADELPHIA

OUR CREDENTIALS



Leger is a member of the [Canadian Research Insights Council \(CRIC\)](#), the industry association for the market/survey/insights research industry.



Leger is a member of [ESOMAR](#) (European Society for Opinion and Market Research), the global association of opinion polls and marketing research professionals. As such, Leger is committed to applying the [international ICC/ESOMAR](#) code of Market, Opinion and Social Research and Data Analytics.



Leger is also member of the [Insights Association](#), the American Association of Marketing Research Analytics.

Leger

We know Canadians



leger360.com



[@leger360](https://twitter.com/leger360)



[/LegerCanada](https://www.facebook.com/LegerCanada)



[/company/leger360](https://www.linkedin.com/company/leger360)



[@leger360](https://www.instagram.com/leger360)